

# User Guide EO



## 1. Go to [eventorders.net](https://eventorders.net)

Log in or create an account (name, email, password).

The screenshot displays the eventorders.net website interface. The top navigation bar includes the logo 'event orders', links for 'Events', 'Contact Us', and 'FAQ', and icons for user profile, heart, and shopping bag. The main content area is split into two sections: a white 'Login' section on the left and a dark blue 'Create an account' section on the right. The 'Login' section has a 'Sign In' button. The 'Create an account' section features a three-step process: '1. Enter Details Below', '2. Register for your Event', and '3. Configure your Stand'. It includes input fields for 'First Name', 'Last Name', 'Email', and 'Password', followed by a 'Create Account' button. The footer contains a location selector for 'Ireland (EUR €)', the text 'Built by SF9 StudioForty9', and a row of payment logos including AMEX, Apple Pay, Mastercard, Google Pay, UnionPay, and VISA.

event orders

Events Contact Us FAQ

👤 ❤️ 🛒

### Login

Please enter your e-mail and password

Email

Password [Forgot password](#)

Sign In

### Create an account

1 2 3

Enter Details Below Register for your Event Configure your Stand

First Name

Last Name

Email

Password

Create Account




Ireland (EUR €) ▾

Built by SF9 StudioForty9

AMEX Apple Pay Mastercard Google Pay UnionPay VISA

## 2. Register for your event

Go to *Register for an Event*

event orders   Events   Contact Us   FAQ     

Account details   My events   Order history   **Register for an Event**   Log out

### Register for an Event

**Name\***

**Company name\***

**Email\***


**Event you want access to**  
Please Select ▼

**Select your stand size**  
Please Select ▼

**Stand number\***  
  
If you do not have your stand number yet, please enter TBC

**Select your stand orientation**  
Please Select ▼

**Register Event**


Ireland (EUR €) ▼   Built by SF9 StudioForty9   

Enter:

- Name & company
- Event
- Stand size & orientation
- Stand number (or TBC)

## 2.1 Choose your Stand Orientation

### Stand orientation guide.



Left side open


Front open

Right side open

**Stand orientation** refers to which sides of your stand are accessible.

You can modify your stand in the configurator after you register.

Example:  
3x2 Standard Package



Backwall

Example:  
Premium Upgrade 2



All sides open

### 3. Wait for approval

Access is granted within **24 working hours.**

### 4. Access your event

Go to *My Events* → click **Shop** to enter your webshop.


The screenshot displays the 'event orders' user interface. At the top, there is a dark blue navigation bar with the 'event orders' logo on the left and links for 'Events', 'Contact Us', and 'FAQ' in the center. On the right side of the navigation bar are icons for a user profile, a heart, and a shopping bag. Below the navigation bar, a secondary menu contains links for 'Account details', 'My events' (highlighted in orange), 'Order history', 'Register for an Event', and 'Log out'. The main content area features a list of three events, each with a placeholder image, an 'Active' status tag, the event title, date, location, and a 'Shop' button. The events listed are:

- Global Appsec Vienna 2026**: 25 Jun 2026, Internationales Amtssitz- und Konferenzzentrum Wien, AG Bruno-Kreisky-Platz 1, A-1220 Wien.
- Airline Economics Growth Frontiers Global 2027**: 24 Jan 2027, Ballsbridge, Dublin.
- WSAVA 2026**: 13 Oct 2026, Ignacego Prądzyńskiego 12/14, 01-222 Warszawa, Poland.

At the bottom of the page, there is a dark blue footer containing a currency selector set to 'Ireland (EUR €)', the text 'Built by SF9 StudioForty9', and a row of payment logos including AMEX, Apple Pay, Mastercard, Google Pay, and VISA. A small red circular icon with a white figure is visible on the right side of the page.





## 5. Order your Stand and Extras

- Choose your stand package
- Add extras (furniture, electrics, AV, etc.)



### Customize your stand

Choose your stand layout here to enter the configurator <sup>Ⓞ</sup>

Essential	Xtra	Premium	Outstanding
from €2,349.66 ex. VAT	from €2,489.91 ex. VAT	from €2,711.97 ex. VAT	from €3,553.47 ex. VAT
			
<b>Includes:</b> 3×3 Meter Footprint Printed Fabric Backwall Printed Fabric Sidewall(s)	<b>Includes:</b> 3×3 Meter Footprint Printed Lightbox Backwall Printed Fabric Sidewall(s)	<b>Includes:</b> 3×3 Meter Footprint Printed Fabric Backwall 2m Storage Room w/Lightbox Printed Fabric Sidewall(s)	<b>Includes:</b> 3×3 Meter Footprint Printed Lightbox Backwall 2m Storage Room w/Lightbox Printed Fabric Sidewall(s) LED Trimmings

# Thanks a million!

Ready to take your exhibition to the next level?

**Tel. +353 1 913 3030**

14 Carysfort Ave,  
Newtown Blackrock,  
Co. Dublin,  
A94 D4E1  
Ireland

[www.wearetotalexpo.com](http://www.wearetotalexpo.com)

This document is strictly private, confidential and personal to its recipient(s) and should not be copied, distributed or reproduced in whole or in part, nor passed to any third party.

© Copyright 2025 Total Expo Limited. All Rights Reserved.